# Check-In of the Future

## In Your Rock Mobile App



# Michael Garrison

Spark Development Network

LET'S RE-ENVISION CHECK-IN

# Why should Chick-fil-A and Disney have all the fun?

## Tap to Check-in

Tap a phone on an NFC tag and the name tag prints.

Signed in to your Rock Mobile app

## Proximity Check-in

Walk in the door. Bluetooth beacons do the rest.

Signed in + Beacon Monitoring

## Check-in Celebrations

Turn showing up into a moment worth celebrating.

Any check-in, kiosks included

**Tap and proximity check-in run inside your Rock Mobile app.**

# Today's Check-in

Where kiosks fall short

TODAY'S CHECK-IN

# Kiosk pain points




### Lines grow at peak

The Sunday rush is exactly when you need speed most

### Child-only attendance

Adults are rarely recorded without extra manual steps

### Hardware scales with peak

Enough kiosks, stands and printers for your busiest hour

### A stale experience

Tap, type, wait, print. Repeat.

Three Options

## Tap to Check-in

Tap a phone on an NFC tag and the name tag prints.

## Proximity Check-in

Walk in the door. Bluetooth beacons do the rest.

## Check-in Celebrations

Turn showing up into a moment worth celebrating.

TAP TO CHECK-IN | NFC

# Why tap to check-in?

Best for: kids check-in, volunteers, etc.



## Tap-and-go speed

No waiting on a kiosk screen. Tap and the label prints.



## Volunteers freed up

Less line wrangling and typing, more greeting families.



## Personal, not administrative

Families check in with their own phones.



## Lower cost to scale

Tags + printers cost far less than a full kiosk station.

TAP TO CHECK-IN | NFC

# How it works

## 1

### Tap

A family taps a phone on an NFC tag. Add a QR code sticker as an optional backup.

## 2

### Pick

The tag opens Rock Mobile's check-in block. They confirm who is checking in.

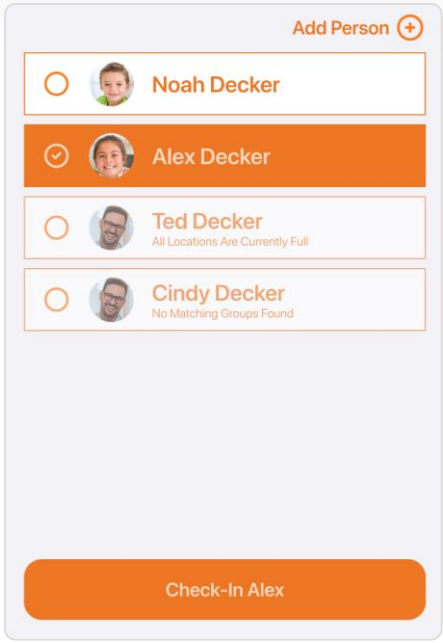


## 3

### Print

Check-in completes and the name tag prints automatically.

TAP TO CHECK-IN | NFC

# What you need




## NFC tags



## Phones

OPTIONAL



## Label printer

TAP TO CHECK-IN | NFC

# Up and running in five steps

1. Add the mobile check-in block to an app page
2. Create a Deep Link with configuration, location, & kiosk parameters
3. Generate a Short Link (these can be scheduled 🎉)
4. Write the short link to a tag with an app like NFC Tools
5. **You're done!**

   Tap your tag now to test it.

## Signage

Clear signage at every tag, plus a clearly marked volunteer station for families without the app

TAP TO CHECK-IN | NFC

# Scheduled Shortened Links

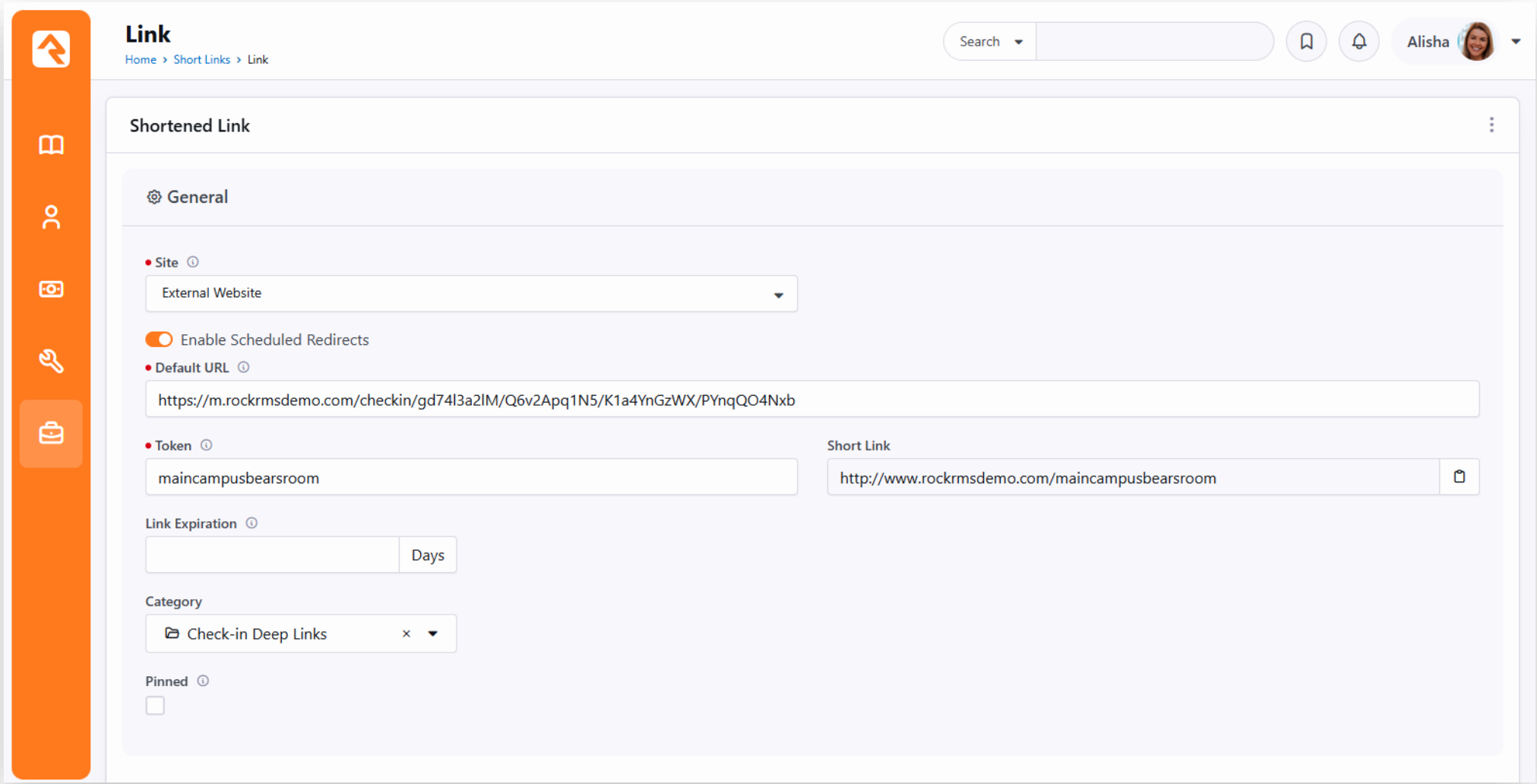

TAP TO CHECK-IN | NFC

# Scheduled Shortened Links

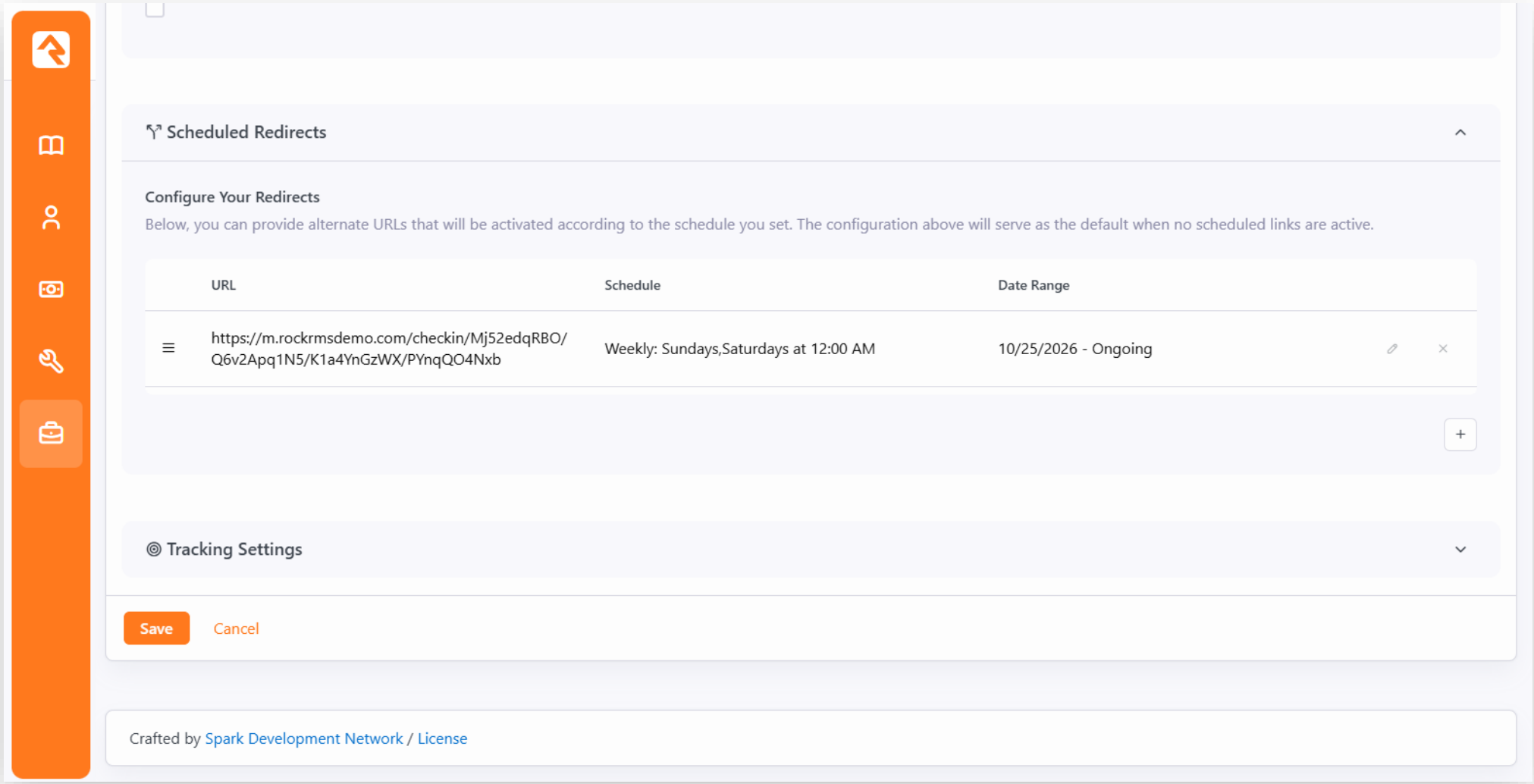

Three Options

## Tap to Check-in

Tap a phone on an NFC tag and the name tag prints.

## Proximity Check-in

Walk in the door. Bluetooth beacons do the rest.

## Check-in Celebrations

Turn showing up into a moment worth celebrating.

PROXIMITY CHECK-IN | BEACON

# Why proximity check-in?

Best for: adults and events (usually no labels print with this option)



## Fast, invisible, freeing

No check-in action at all for opted-in attendees.



## Opt-in only

A clean privacy story. Nothing happens without consent.



## Individual attendance

Real-time attendance for people, not just families.



## Built for volume

Ideal for high-traffic spaces like the adult service.

PROXIMITY CHECK-IN | BEACON

# How it works

1

## Broadcast

Bluetooth Low Energy beacons broadcast a signal using the iBeacon protocol.

2

## Detect

Rock Mobile detects app users with Beacon Monitoring turned on as they enter range.

3

## Check in

They're checked in, and out, automatically. Zero taps. Nowhere to visit, and nothing to remember.

Only people who opt in are ever tracked: they’ve signed in to the app and enabled Beacons.

PROXIMITY CHECK-IN | BEACON

# What you need



## Beacons

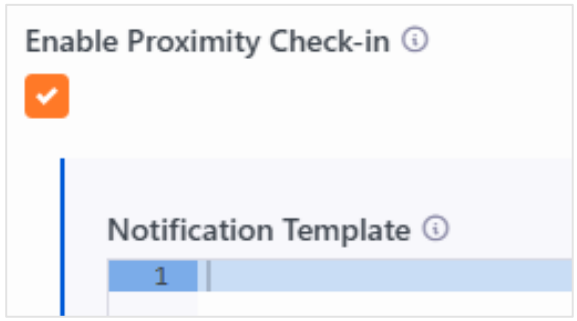


## Rock setup




## Normal Kiosk

# Action Plan

Tap or proximity?

ACTION PLAN

# NFC vs Beacon vs Kiosk

| | Kiosk | NFC | Beacon |
|---|---|---|---|
| **Best for** | Fallback for families without the app | Volunteer and Child check-ins | Adults and events |
| **App requirement** | None | App installed, signed in | Signed in + Beacon Monitoring |
| **Labels** | Yes, per kiosk or shared | Yes, usually per location | Not designed for labels (possible with custom workflow) |
| **Facility fit** | Any layout | Any layout | Spread-out spaces |

Three Options

## Tap to Check-in

Tap a phone on an NFC tag and the name tag prints.

## Proximity Check-in

Walk in the door. Bluetooth beacons do the rest.

## Check-in Celebrations

Turn showing up into a moment worth celebrating.

# The Power of Moments

Churches are already great at this, with themed kids areas and incredible volunteers. Check-in is the next place to create a moment.

Cast the vision to your ministry teams and leaders, and start with check-in celebrations.

CHECK-IN CELEBRATIONS

# Make attendance a moment

### Rewards consistency

Recognized in the moment, not just logged.

### Shows progress

Attendees see their streak and the next milestone.

### Fits any method

Kiosk, NFC or beacon. Beacons need a shared screen.

CHECK-IN CELEBRATIONS

# Shared Screen Experience at RX



CHECK-IN CELEBRATIONS

# How celebrations work

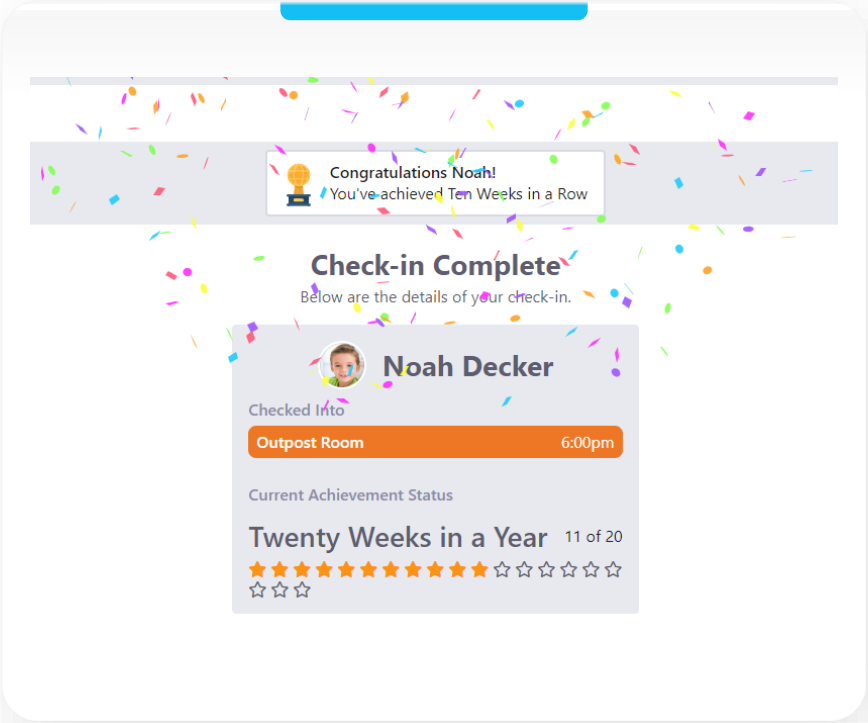


## Earn it, see it, hear it

The check-in theme already has the animation and sound

## Progress on every check-in

Streak progress shows even without a celebration

CHECK-IN CELEBRATIONS

# Set it up in three steps

## 1

### Set up Streaks

Choose a Linked Activity (e.g., Any Attendance) and a Frequency (Daily or Weekly)

People > Streaks

## 2

### Create Achievement Types

Consecutive (10 weeks straight) and/or Accumulative (20 weeks within 365 days)

People > Achievements

## 3

### Link them to check-in

Associate one or more achievement types with each check-in type

Admin Tools > Settings > Check-in Configuration



# Takeaways

So you don’t have to remember *everything*

TAKEAWAY

# Take it home

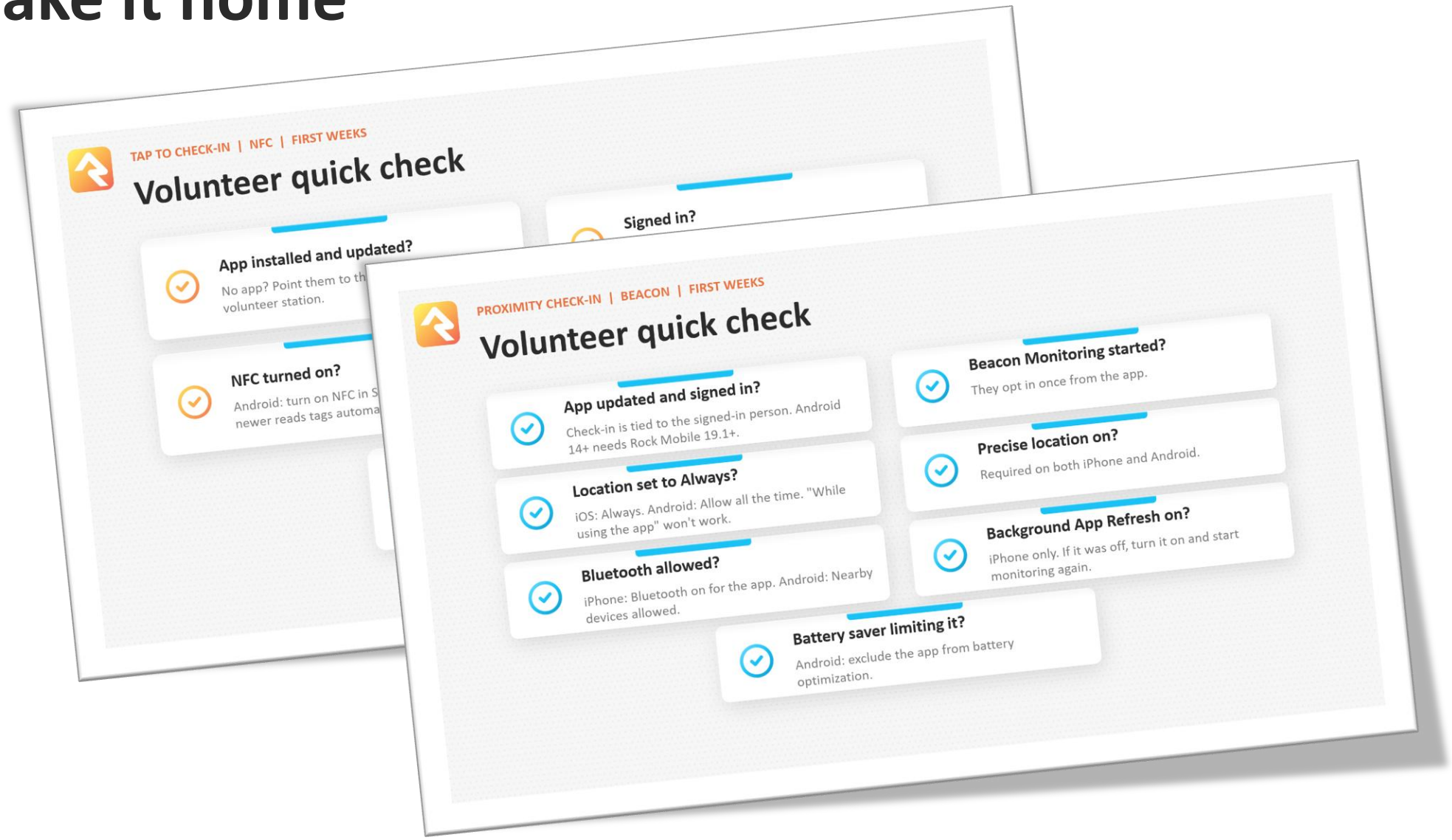

TAKEAWAY

# Take it home

## Online flyer

The two options for tomorrow's check-in, and what each one requires.

Tap to Check-in | NFC

Proximity Check-in | Beacon

# Questions?

Let's talk check-in

https://rx.rockrms.com/rx26-check-in-experience